

Next Generation International Calling

User Guide



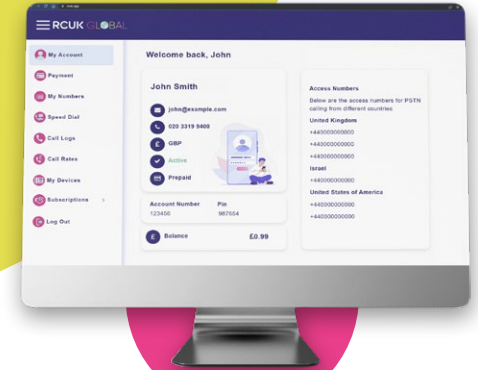
Contents

What is RCUK Global	3
Key Features	5
Why Should I Choose RCUK Global	6
How Much Does It Cost	6
Rates.	7
How to Register an Account	8
How to Navigate the App	
• The Dashboard	10
• My Account	13
• My Numbers	18
• My Devices	23
• Registered Numbers	24
• Phone Provisioning	25
• Subscription.	26
• Speed Dial	27
• Pricing.	28
• Call Logs	29
• Invite a Friend	30

What is RCUK Global?

RCUK Global is an international calling service that offers competitive rates worldwide.

With the new RCUK Global Web App you are in control. You can top up your account, add magic numbers and set up direct dials from our easy-to-use platform, so you can stay connected wherever you are in the world.



RCUK Global allows you to call any international destination at a fraction of standard operator costs. With no monthly subscription charge, RCUK Global gives you the freedom to call international destinations as and when you need to. And if you don't use it, you simply will not be charged.

You can top up your account and set up direct dials from our NEW easy to use web based platform, so you can stay connected wherever you are in the world. If you have an existing account with RCUK you won't need to top-up, RCUK Global will be included in your monthly bill.



The RCUK Global App marks a significant step forward in our mission to enhance connectivity and facilitate seamless communication worldwide.

Designed as an international calling app, it offers a convenient solution to stay in touch with your loved ones, no matter where they are in the world.

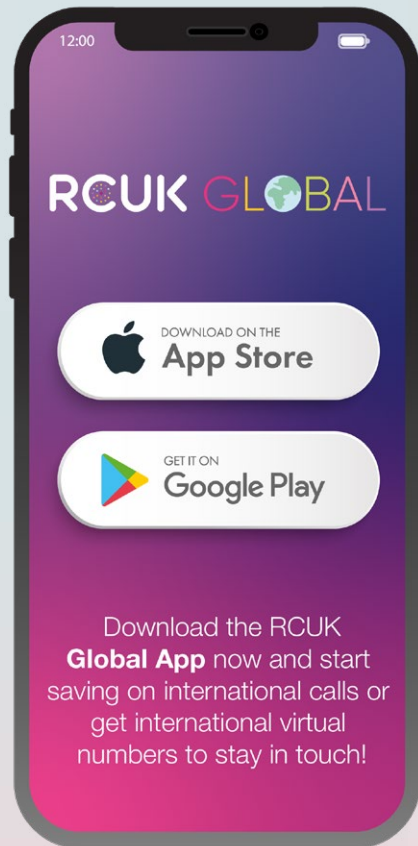
You can now conveniently log into your account using our recently launched RCUK Global app, accessible through the Android Play Store or Apple App Store.



SCAN ME to download the app



or visit rcuk.com/global



Download the RCUK Global App now and start saving on international calls or get international virtual numbers to stay in touch!

Key Features that make the RCUK Global App stand out



Best Value for Money

We understand the importance of offering competitive international call rates, ensuring that you get the best value for your money wherever you are calling.

Avoid Roaming Charges

Say goodbye to hefty roaming fees by making calls via Wi-Fi through our app. Enjoy uninterrupted conversations without worrying about extra charges from your network provider.

Roaming and No Coverage Zone Compatibility

When roaming with no voice availability or in a no coverage zone, use RCUK Global App to stay connected via Wi-Fi, ensuring continuous communication even in challenging network conditions.

Keep Your Number

With our Caller ID feature, you can maintain your personal phone number identity even when making calls through the app. Choose from a range of International Virtual Numbers to ensure that your contacts always recognize your calls.

Stay in Control

Transparency is key. We believe in being upfront with our users, which is why we never impose hidden fees. You'll always know exactly what you're paying with our per-minute rate system, putting you firmly in control of your spending.

All Your Contacts in One Place

Experience the convenience of having all your contacts automatically synced and readily available within the app. No more switching between devices or platforms to find the right number.

Great Features such as Call Recording

Enjoy the added convenience of call recording, allowing you to revisit important conversations and details at your convenience.

Refer A Friend

Spread the word and earn bonus free calling credit! Refer a friend to the RCUK Global App and receive bonus free calling credit to make even more international calls for FREE.

Why Should I Choose RCUK Global

The RCUK Global App will revolutionise the way you stay connected with your friends and family around the globe.

Whether you're a frequent traveller or simply seeking a cost-effective communication solution, our app is here to make your life easier.

In addition to competitive rates to destinations worldwide, you can easily create and manage your account for all your international calling needs such as:

- Register multiple numbers with no pin needed
- Manage your speed dials
- Display an international caller ID
- Purchase call forward numbers
- Set an auto-top-up
- User friendly
- Removes the need for access numbers, account and pin numbers



How Much Does It Cost

Calls via RCUK Global Access Numbers

- RCUK Global Access Numbers are generally not seen as premium numbers. It is best to check with your service provider.
- International calls are charged per minute and billed on your RCUK Global Account.
- For a full list of up-to-date rates to all destinations please visit rcuk.com/global or our app.
- For terms and conditions visit <https://rcuk.com/global-terms/>

Dedicated Local & International Number

Numbers are available from a list of countries. To check the list of countries and numbers available sign in to your RCUK Global account, select "My Numbers" and click on "Purchase".

For updated rates visit

<https://rcuk.app/index.php/customerrates/>



Rates

Country	Landline	Mobile	Country	Landline	Mobile
Argentina	2p	4p	Lithuania	2p	5p
Australia	2p	4p	Luxembourg	4p	6p
Austria	6p	10p	Malta	3p	5p
Belgium	4p	6p	Mexico	3p	3p
Brazil	2p	4p	Morocco	4p	49p
Bulgaria	2p	5p	Netherlands	4p	8p
Canada	1p	1p	New Zealand	3p	7p
China	3p	3p	Nigeria	15p	15p
Croatia	3p	6p	Norway	2p	5p
Cyprus (South)	3p	6p	Poland	3p	5p
Czech Republic	3p	7p	Portugal	3p	5p
Denmark	2p	3p	Romania	3p	5p
Egypt	10p	16p	Russia	6p	15p
Finland	3p	5p	Singapore	3p	3p
France	4p	10p	Slovakia	4p	8p
Germany	4p	10p	South Africa	10p	15p
Gibraltar	10p	20p	South Korea	4p	5p
Greece	3p	10p	Spain	4p	8p
Hong Kong	4p	5p	Sweden	4p	6p
Hungary	2p	6p	Switzerland	4p	12p
India	3p	4p	Turkey	5p	20p
Ireland	1p	5p	Ukraine	14p	24p
Israel	1.9p	3.9p	United Arab Emirates	14p	16p
Italy	3p	8p	United Kingdom	1p	3p
Japan	3.5p	5p	United States	1p	1p

*Call rates listed as of Jan 2024 may vary, calls are charged per minute and rounded up to the nearest penny. For a full list of up to date rates to all destinations please visit our website rcuk.com/global. Terms & Conditions apply

How to Register an Account

First, you'll need to decide whether you want to be a prepaid or postpaid client.



Prepaid Clients

Individuals who remit payment for services in advance. Upon depletion of funds, they are required to replenish their accounts in order to continue use.

Postpaid Clients

Individuals who receive consolidated invoices at the end of each month for the services they have used.

Existing Customers:

(If you wish to be billed monthly)

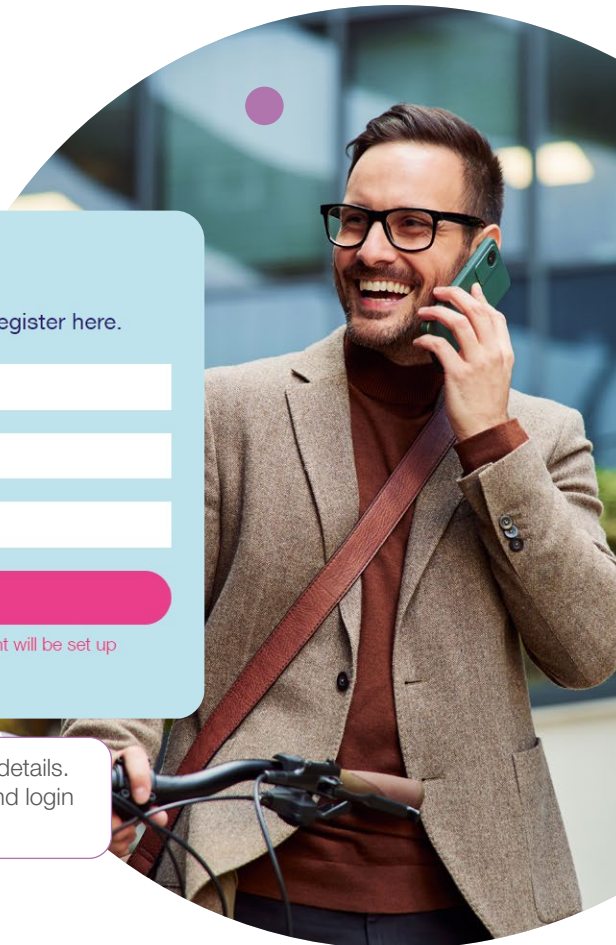
Existing customers

Already with RCUK? You can easily register here.

REGISTER

✓ Thanks for joining RCUK Global, your account will be set up shortly and you'll receive an email from us.

Fill in your name, email and contact details. You'll receive a confirmation email and login detail once the account is setup.



New Customers:

(Prepaid accounts)

1 New customers

Completely new to RCUK? Simply visit our international calling platform and sign up here.

SIGN UP

Already Signed Up?

VISIT RCUK GLOBAL

Click the 'SIGN UP' button and follow the instructions on screen.

Once completed you'll receive a confirmation email with login details.

2 Customer Sign-up

Email Address

I'm not a robot



Next

3 Validate Email Address

Passcode sent to your email

Enter passcode

Validate

Not received passcode? Resend

4 Customer Sign-up

Passcode verified successfully

Validate Mobile Number

07400 123456

I'm not a robot



NEXT

5 Customer Sign Up

First Name

Last Name

Company Name

NEXT

6 Customer Sign Up

Personal details saved successfully

Username

@gmail.com

Password

••••••••

Confirm Password

Confirm Password

Referral Code

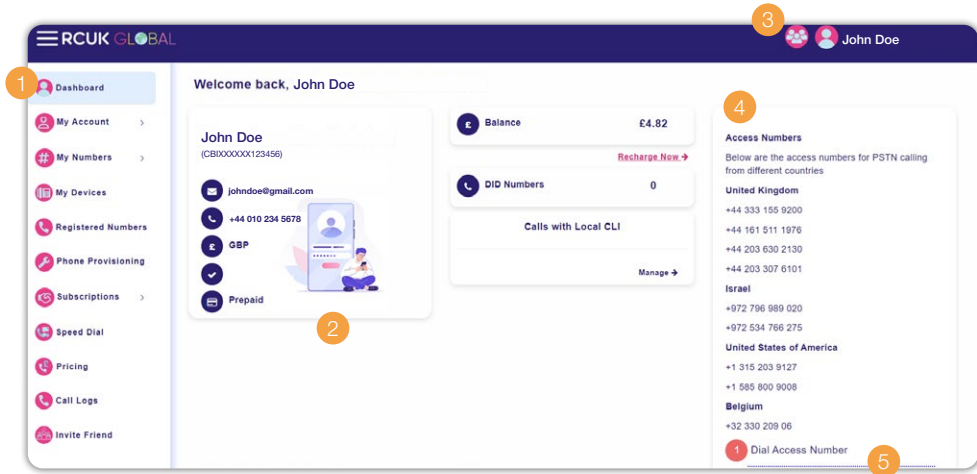
Referral Code

- Minimum 8 characters
- One character must be numeric (0-9)
- One character must be uppercase (A-Z)
- One character must be special character

Submit

How to Navigate: The Dashboard

Upon signing in, the **'Dashboard'** will appear. The Dashboard is a summary of the account.

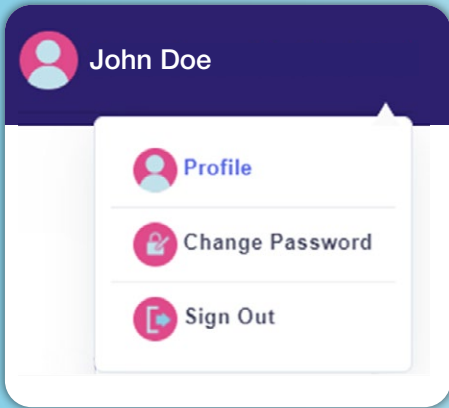


- Dashboard** ← Account summary.
 - My Account** > ← Under 'My Account', you will find 'Profile', 'Payment Methods', 'Account Statements', 'Invoices' and 'KYC'.
 - My Numbers** > ← DDI's and Number Porting.
 - My Devices** ← Add, remove, or edit devices linked to the RCUK Global App.
 - Registered Numbers** ← Register landlines and mobiles to be linked to your account.
 - Phone Provisioning** ← Configure VOIP handsets linked to your account.
 - Subscriptions** > ← Purchase and manage subscription plans.
 - Speed Dial** ← Load your preferred or frequently dialed numbers.
 - Pricing** ← Call Rates, Virtual Number Rates, Surcharge Rates and Number Porting Rates.
 - Call Logs** ← Call history records.
 - Invite Friend** ← Refer a friend to RCUK and receive free credit.
 - Log Out** ← Log out of your account.

- John Doe** (CBIXXXXX123456) ← Account name and number.
 - ← Customer's unique account ID.
 - johndoe@gmail.com** ← Registered email address.
 - +44 010 234 5678** ← Registered mobile number.
 - GBP** ← Currency linked to your account.
 - Active** ← Account status (Active/Inactive/Blocked).
 - Prepaid** } ← Account billing type (Prepaid/Postpaid).
 - Postpaid** }
 - Balance** **£4.82** ← Balance will only appear on prepaid accounts.
 - Recharge Now** → ← For prepaid customers only. Selecting this will navigate you to the 'Payments Method Page'
 - DID Numbers** **0** ← This shows how many DID's you have.
 - Calls with Local CLI** ← Change the caller ID of your purchased DDI's.
 - Manage** →



3.



- Edit personal profile information.
- You can change your password here.
- Sign out of your account.



4.

Access Numbers

Below are the access numbers for PSTN calling from different countries

United Kingdom

+44 333 155 9200
+44 161 511 1976
+44 203 630 2130
+44 203 307 6101

Israel

+972 796 989 020
+972 534 766 275

United States of America

+1 315 203 9127
+1 585 800 9008

Belgium

+32 330 209 06

Current list of access numbers for dialing from different destinations using your landline or mobile device. The need for this is eliminated when using the RCUK Global App.

When using an access number, ensure it matches your mobile number's country. For instance, if you have a UK number, use a UK access number regardless of your location. Similarly, if you have an Israeli number, use an Israeli access number.

5.

- Dial Access Number
- Enter Account Number and PIN or Register your Number
- Dial Destination Number

Destination number dialling pattern should be (country code) + (number) e.g., 442036301100

Account Number
0123456789

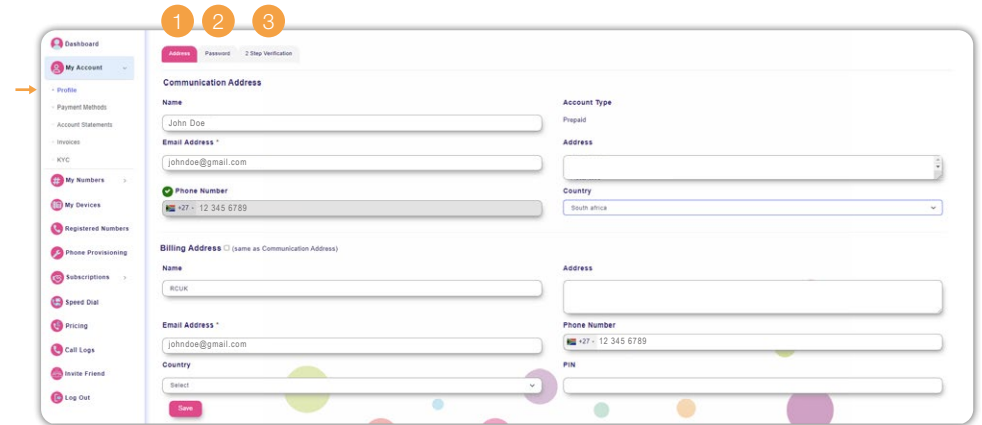
Pin
1234

- Dialing instructions when using a landline or mobile device.
- The account and PIN are required when a non-registered number is used.

How to Navigate: My Account Profile



'My Account' will have your 'Profile', 'Payment Methods', 'Account Statements', 'Invoices' and 'KYC'.



1. The field 'Address' will contain personal information and needs to be completed in full.

Password

Change Passwords

Password *

Re-type Password *

Save

In order to protect your account, make sure your password

- Is longer than 8 characters.
- Atleast one uppercase and one lowercase letter
- Atleast one number
- Does not match or significantly contain your username

2. The field 'Password' will allow the user to change the password. Password requirements are listed on this tab.

2 Step Verification

2 Step Verification

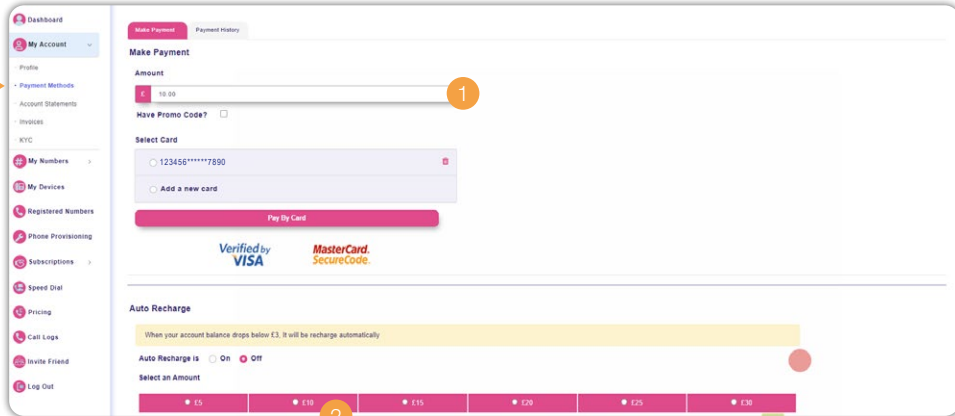
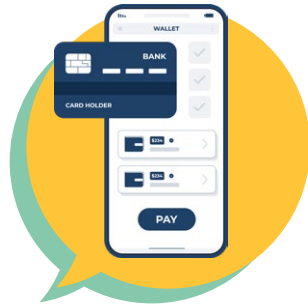
2FA Security Method *

None

Save

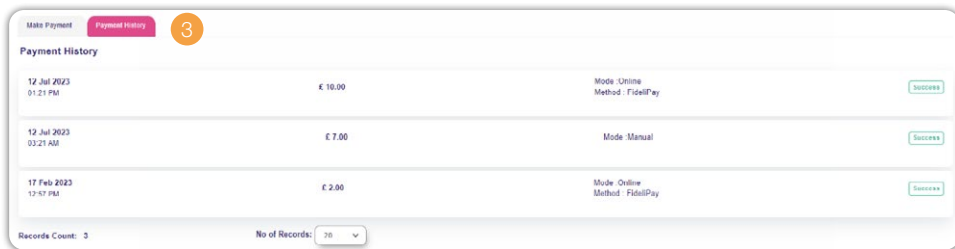
3. The field '2 Step Verification' will allow the user to enable additional security for two factor authentication.

How to Navigate: My Account Payment Methods



1. Prepaid Accounts requires a Top-Up before the account can be used, the standard is set to £10, and this value can be changed manually. The Top-Up can be done with Credit or Debit Card. Once the first Top-Up is made the card details will be auto saved.

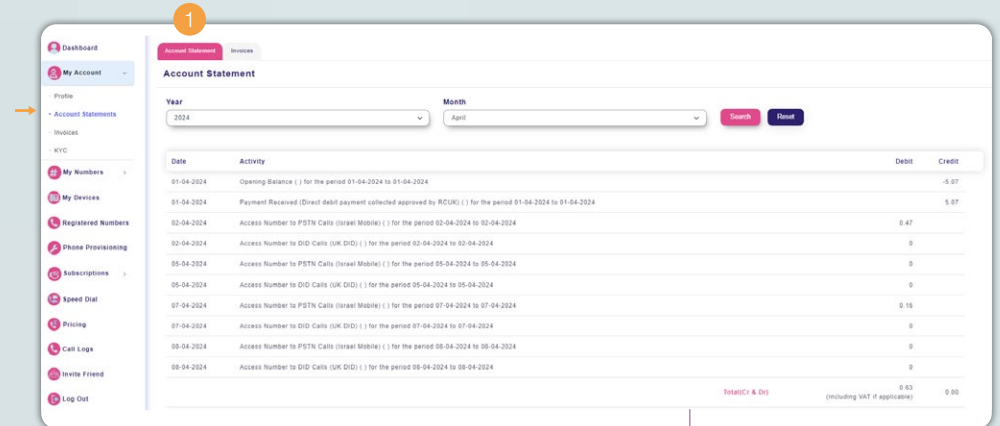
2. Auto Recharge options are available in increments of £5 and can only be set after the first Top-Up has been made. If Auto Recharge is set to 'ON' the recharge will occur on Prepaid accounts automatically once the balance drops below £3.



3. By selecting the 'Payment History' tab the user will be able to view a history of all Top-Ups on a Prepaid Account.



How to Navigate: My Account Account Statements



1. 'Account Statement' will display the opening and closing balances, payments received and a breakdown of charges. If any payment adjustments or credits was posted on the account, it will appear as shown.

Brought Forward (A)	5.07
Payment Received (B)	5.07
Payment Refund (C)	0.00
Adjustment (Balance) (D)	0.00
Adjustment (Balance) Refund (E)	0.00
Credit Note (F)	0.00
Promo Balance (Offer) (G)	0.00
Charges (Usage) (H)	0.53
VAT (20%) (I)	0.11
Total Charges (Current Month Usage) (J)	0.03
Total Available Balance (T)	-0.03



How to Navigate: My Account Invoices



1

Bill No	Bill Date	Bill Type	Bill Amount	Tax Amount	Currency	Actions
INV-287	2024-03-31	INVOICE	5.97	0.84	British Pound	▲
INV-287	2024-02-29	INVOICE	3.54	0.59	British Pound	▲
INV-14930	2024-01-31	INVOICE	4.74	0.79	British Pound	▲
INV-9814	2023-12-31	INVOICE	5.55	0.92	British Pound	▲
INV-4713	2023-11-30	INVOICE	4.52	0.76	British Pound	▲
INV-10343	2023-10-31	INVOICE	3.13	0.53	British Pound	▲
INV-5264	2023-09-30	INVOICE	1.06	0.18	British Pound	▲
INV-287	2023-09-31	INVOICE	0.00	0.00	British Pound	▲
INV-288	2023-07-31	INVOICE	0.00	0.00	British Pound	▲

1. When selecting the **'Invoices'** tab all invoices generated will be displayed. Invoices can be searched for by year and month by selecting the year and month on the relevant drop-down boxes.




How to Navigate: My Account KYC




1

1. If we require personal documents such as 'Proof of Address' or 'Photo ID', it can then be uploaded by the user on the portal.



How to Navigate: My Numbers

'My Numbers' will have your 'Active Numbers', 'Number History' and 'Number Porting'.



Dashboard

Active Numbers

Number	Type	Destination	Nickname	Purchase Dt	Cancel Dt	Status	Actions
+97279909376	Direct Dial	External Number / +97442582236	Winerose	2024-05-26		Use	🗑️ 🔄
+972796066516	Direct Dial	External Number / +48726252878	SR - Zvi Moshkowitz - Unit 2605/2024	2024-05-26		Use	🗑️ 🔄
+972796066577	Direct Dial	External Number / +48754339429	SR - Zvi Moshkowitz - Unit 2605/2024	2024-05-26	2024-05-29	Cancellation Pending	🗑️ 🔄
+972796066696	Direct Dial	External Number / +48752038897	Kantor Charm Ltd (124590)	2024-05-23		Use	🗑️ 🔄
+972799099076	Direct Dial	External Number / +48756610447	Kantor Charm Ltd (124590)	2024-05-23		Use	🗑️ 🔄
+442034325936	Direct Dial	External Number / +97522667162	RU/1013914	2024-05-23	2024-05-28	Cancellation Pending	🗑️ 🔄
+442032911128	Direct Dial	External Number / +97522667162	CU/1088988	2024-05-23		Use	🗑️ 🔄
+13152848763	Direct Dial	External Number / +487979121765	Weiss 7 days	2024-05-21	2024-05-29	Cancellation Pending	🗑️ 🔄
+3234640466	Direct Dial	External Number / +0795024511	MR - STEINY /SHORT TERM	2024-05-05	2024-09-31	Cancellation Pending	🗑️ 🔄
+481618261865	Direct Dial	External Number / +019178248495	MR - LYCA 13.11.2023 - MT	2023-11-13		Use	🗑️ 🔄
+481618261278	Direct Dial	External Number / +019178247999	MR - LYCA 13.11.2023 - MT	2023-11-13		Use	🗑️ 🔄
+481618262108	Direct Dial	External Number / +019177893974	MR - LYCA 13.11.2023 - MT	2023-11-13		Use	🗑️ 🔄

1. DID Configuration

Destination Type *
Device

Destination Endpoint *
Select Device

Update Config

Manage DID and setup call forwarding.

2. Number Configuration

Number
+420335824048

Nickname
SR - N16 IL Rental 13.02.2024 - RIL10

Destination Type *
External Number

Destination Endpoint *
972526910346

Settings

Cancellation Schedule Date
2024-05-20

Update Settings

Number Configuration settings.

3. Change DID Type

Number
01234567890

Current Number Type
Direct Dial

New Number Type
FBX DID

Confirm

Close

Configure DID type.

4. Purchase

4.1 Purchase Number

Country
United Kingdom

State/Area
London geographic (0203)

Search

4.2

#	Number	Setup	Rental
1	<input checked="" type="checkbox"/> 442034322488	0.00	4.00
2	<input type="checkbox"/> 442030518130	0.00	4.00
3	<input type="checkbox"/> 442038834264	0.00	4.00
4	<input type="checkbox"/> 442036035320	0.00	4.00
5	<input type="checkbox"/> 442034322706	0.00	4.00
6	<input type="checkbox"/> 442036422929	0.00	4.00
7	<input type="checkbox"/> 442037731124	0.00	4.00
8	<input type="checkbox"/> 442033555439	0.00	4.00
9	<input type="checkbox"/> 442037730976	0.00	4.00
10	<input type="checkbox"/> 442034325936	0.00	4.00
11	<input type="checkbox"/> 442033553026	0.00	4.00
12	<input type="checkbox"/> 442039250348	0.00	4.00

4.3 Cart

Number	Type	Setup	Rental	Amount
4410224018	Direct Dial	0.00	4.00	4.00

Buy Purchase Remove

4.1 Select Purchase Number. Select Country and Area from the dropdown menu.

4.4 Price Details

Rental (10-04-2024 to 09-05-2024) 4.99

Setup 0.00

Tax (0%) 0

Amount 4.99

Nickname*

Configure Destination
Destination Type *
External Number

Destination Endpoint *
External Number

I accept the terms and conditions

Purchase 1 Virtual Number(S)

4.2 Choose the number you prefer
4.3 Select Configure Number and fill in the information.
4.4 Select Purchase 1 Virtual Number(s).

5. **Number Configuration**

Settings

Number:

Nickname:

Destination Type:

Destination Endpoint:

Buttons:

Settings

Cancellation Schedule Date:

Number will automatically cancel at 11PM GMT+0 as per cancellation schedule date without showing future renewal process

Destination type: for diverting calls to regular phone number; Chose External Number; For diverting calls to RCUK Global App; Chose Device.

Destination End Point: when selecting External Number enter the Destination Number in International Format (excluding the +/00. For example, you should input UK number 07123456789 as 447123456789.); When selecting Device; choose the device from the drop-down menu.



How to Navigate: My Numbers Number History



Under 'Number History' you'll be able to view 'Number Porting', 'Porting Submitted', Missing Details information

Number History Report

Did Number: Date:

Activity:

Buttons:

Did Number	Purchased Date	Cancelled Date	Nickname	Destination	Current Status	Actions
0123456789	2024-05-13 17:28:30			PSTN/447391802482	Live	

Records Count: 1 No of Records: 20

Number Porting

Line type:

Line type	Number	Porting Date	Status	Message
No Record Found				

Number Porting Rate

Porting services are chargeable and that charges are based on the below rates sheet

Number Type	Country	Porting Charge
DID Single Line	United States of America	0.00
TFN Single	United States of America	1.00
DID Single Line	United Kingdom	3.00
DID Multi Line	United Kingdom	24.00
TFN Single	United Kingdom	0.00
DID	Israel	2.50

Number Porting Request

Customer Information (site installation address only)

Contact Name * Company Name *

Address Line 1 Address Line 2

Town * Postcode *

Account Number * Main Billing Number *

Contact Number *

Current Network Operator *

DDI Letter of authority held Attach LOA (Letter of Authority)

Yes, I have No, I dont have No file chosen

Port Date * Port Time * Port Time Port Date Need Minimum 10 Days Interval
Date should be between Monday to Friday
Time should be 0:00 hrs 17:00 hrs

Is number type a single or multi-line port?
 Single Number Analog Line Multi number ISDN / PRI Line

Main Number to be ported (Single line)*

TFN Number
 Yes No

Dashboard | My Account | My Numbers | My Devices | Registered Numbers | Phone Provisioning | Subscriptions | Speed Dial | Pricing | Call Logs | Invite Friend | Log Out

Port Date * Port Time * Port Time Port Date Need Minimum 10 Days Interval
Date should be between Monday to Friday
Time should be 0:00 hrs 17:00 hrs

Is number type a single or multi-line port?
 Single Number Analog Line Multi number ISDN / PRI Line

Main Number to be ported *

Notes & Status History **5**

Status	Comment	Date
Requested	Number porting request received	23-05-2024 02:38 PM
Submitted	Number porting request submitted with upstream	24-05-2024 11:36 AM
Submitted	Porting submitted with the CRD of 3rd June 2024.	24-05-2024 11:36 AM
Accepted	Number Porting request is accepted by upstream	27-05-2024 07:30 PM
Accepted	Order confirmed with the CRD of 3rd June 2024	27-05-2024 07:30 PM
Ported	Number porting completed and ready to use the number	03-06-2024 09:27 AM
Claimed	Number used in residential line	03-06-2024 09:28 AM

To port a number over to RCUK Global navigate to:

1. Number Porting
2. Submit Request
3. Proceed to Porting
4. Complete all relevant fields and attach documents where needed. Once

completed you will receive an email to confirm that the porting request has been submitted. You will receive emails on all steps mentioned above during the porting process.

5. Shows Notes and status history of all the numbers that have been submitted, ported, accepted and claimed.

How to Navigate: My Devices



The field 'My Device' allows you to view all the CLIs registered to download the Global App on their respective mobile devices.

Dashboard | My Account | My Numbers | My Devices | Registered Numbers | Phone Provisioning | Subscriptions | Speed Dial | Pricing | Call Logs | Invite Friend | Log Out

Device Add Device

Username CLI

Username	Type	CLI	Status	Action
janedoe789900	Mobile APP(i)		Active	<input type="button" value="edit"/>
johnedoe009987	Mobile APP(+44 010 234 5678)	0123456789	Active	<input type="button" value="edit"/>

Add Phone Numbers: 0/ Add Registered Phone Numbers

Registered Number

Phone Number	Description	Status	Actions
+44 010 234 5678		Active	<input type="button" value="edit"/>

Add Device (SIP User)

Name *

Username *

Password * Re-type Password *

Caller ID Channels *

IP Validation No Yes


Description

Status Active Inactive

** SIP Proxy Server is retail.telcoportal.com

The field 'Add Device' enables you to register your SIP Devices to your RCUK Global account.

How to Navigate: Registered Numbers



1. **Add Registered Number**

Registered Number *
+44 - 7400 123456 Applicable Date Range for Call Authentication

Description
Description Here

Status
 Active Inactive

3. **Are you sure!**
You won't be able to revert this!

2. **Edit Registered Number**

Registered Number *
+44 - 010 234 5678 Applicable Date Range for Call Authentication

Description
Description Here

Status
 Active Inactive

When adding or editing a number the user will be able to select the country of origin from the drop-down menu. Users can give each number a unique description. By selecting 'Save' you will remain on the same screen. When selecting 'Save & Close' it will return to the main 'Registered Numbers' page with a green notice saying: 'Registered Number Added Successfully'.

How to Navigate: Phone Provisioning



Configure VoIP Handsets linked to your RCUK Global Account for making and receiving calls.

1. **Make***
Yeastlink

Model*
Yeastlink SIP-T54W

SIP Server:

MAC Address*
805E0C729FB7

Extension / SIP Device / Home Line
Alfonica (75172) SIPUSER

Time Zone
GMT

Preferred Codec
G711U

Secondary Codec 1
G711A

Secondary Codec 2
G711U

3LF / DSS Key

MAC Address of the Handset (printed on the back)

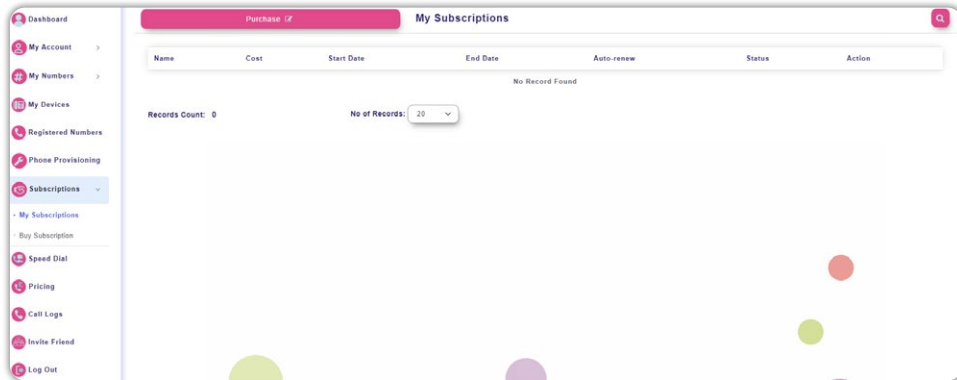
Create SIP User first in "My Devices" for it to appear in the dropdown.

Select Codec options depending on the handset model and make.

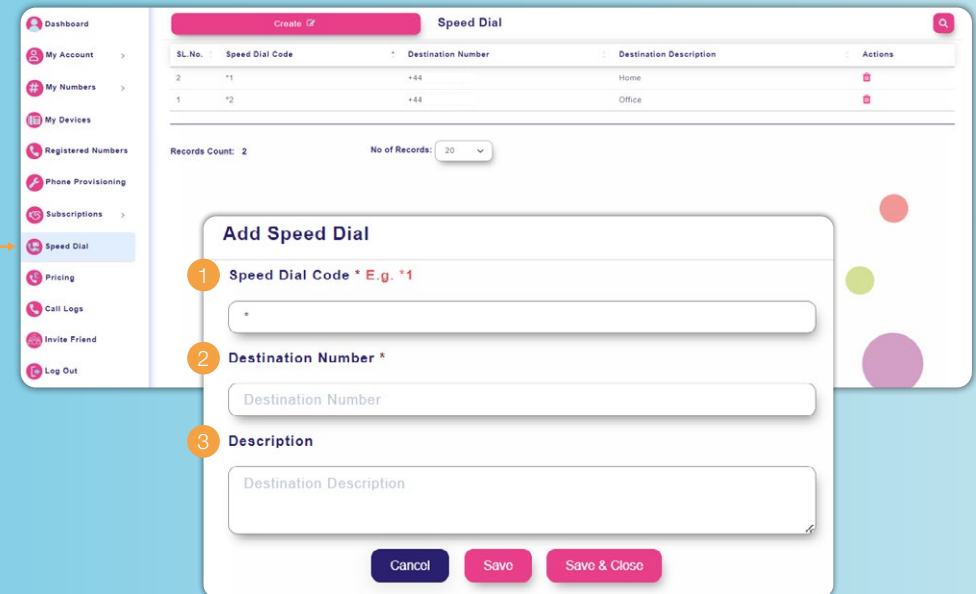
How to Navigate: Subscription

Purchase/Manage Subscriptions.

Allowing you to access preferential rate cards by paying a monthly subscription fee.



How to Navigate: Speed Dial



1. When creating a speed dial you would need to select *1/ *2/ *3 etc
2. When entering the destination number, include the country code but exclude the + or 00. For example, you should input UK number 07123456789 as 447123456789.
3. Description can be added i.e. Home/ Office etc.
There is no limit on the amount of speed dials that can be configured.



How to Navigate: Pricing



1. Call Rates

Search for a number OR Destination Search Reset Export

By selecting Call Rates / Virtual Rates / Number Porting Rates you will be able to select the magnifying glass and search the applicable number or destination

2. Surcharge Rates

Originating (Source Number / Caller) Pattern or Prefix PSTN (Destination Number / Callee) Pattern or Prefix

Rates for

Search Reset Download Rate Card

Source Number / Caller Pattern or Prefix	Source Number / Caller Name	PSTN Number / Callee Pattern or Prefix	PSTN Number / Callee Name	Surcharge Rate per minute	Rates for
No Record Found					

How to Navigate: Call Logs



1. Destination number and Inbound number: You can search by destination or Access DDI
2. Select the date range you require.
3. Remove the blue tick to view all calls that were charged at a £0 balance.

Module	Call Type	DID Number	Caller	Destination No.	Destination	Start Time	Duration
ACCESSNUMBER	Outbound Call	443331559200	18063151434	0019293792800	USA	31-12-2022 9:00 PM	00:07:00
ACCESSNUMBER	Outbound Call	443331559200	12393619877	0019293792800	USA	26-12-2022 5:31 PM	00:03:00
ACCESSNUMBER	Outbound Call	443331559200	12393619877	0019293792800	USA	25-12-2022 5:47 PM	00:05:00
ACCESSNUMBER	Outbound Call	443331559200	12393619877	0019293792800	USA	24-12-2022 5:57 PM	00:06:00
ACCESSNUMBER	Outbound Call	443331559200	18063151434	0019293792800	USA	23-12-2022 11:52 AM	00:05:00

Summary		No of Records: 20
Total Calls	20	
Total Duration	01:02:00	
Total Call Cost	GBP 0.36	

4. Find your call history records here.
5. Summary of total calls, duration of all calls and total cost of calls in that period.
6. Expand the amount of line items you can view on the screen.

How to Navigate: Invite Friend

Refer a friend and get rewarded with free credit as soon as they make their first top-up. Your friend will also receive free credit when registering a new account using your referral code.



Refer a friend and get £1.00 FREE credit!

Free Credit will be applied once referral code is used during signup with a minimum of £5.00 Top-Up. Your friend also gets a signup bonus of £1.00

Y4QRSA

COPY

Rewards Dashboard

£0.00

Credits earned

@ E-mail

WhatsApp



RCUK Global
the leading international calling
solution, sign up now and take
advantage of our competitive
call rates.

For more details contact us:

rcuk.com/global

global@rcuk.com

020 3319 9400

